

EMERGENCY PREPAREDNESS

RIVERSIDE COUNTY FIRE DEPT
OFFICE OF EMERGENCY SERVICES



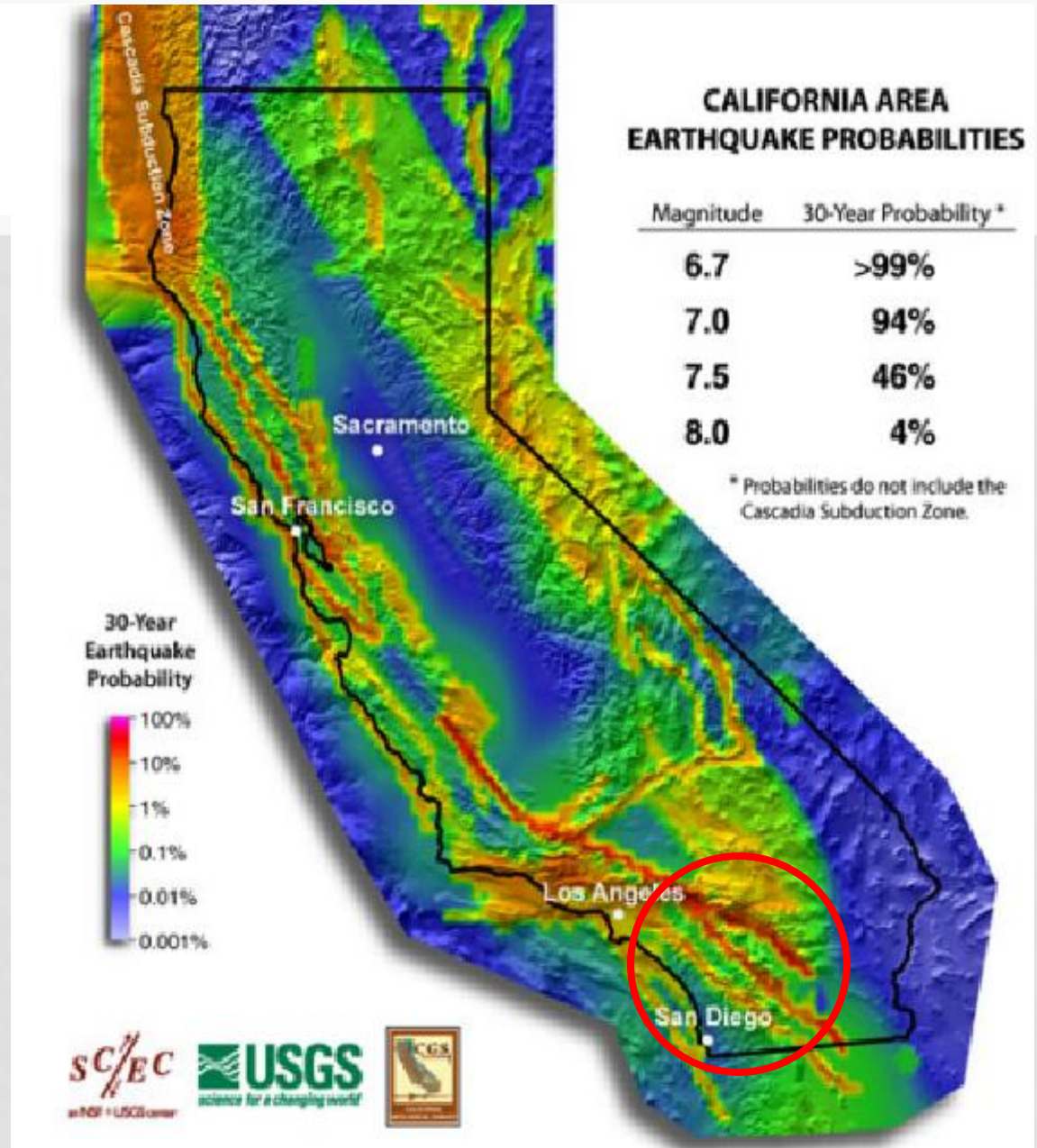
MISSION STATEMENT

The mission of the Riverside County Office of Emergency Services (OES) is to utilize an all hazards approach to protect life, property and the environment within the Riverside County Operational Area through activities utilizing the four phases

of emergency management which are mitigation, preparation, response and recovery, to build and expand partnerships within the County, and to fulfill this mission through leadership, competence, integrity, safety and excellent customer service.

Earthquake Faults

- Riverside County
- Has 3 of top Faults 5
 - Southern San Andreas
 - Elsinore
 - San Jacinto



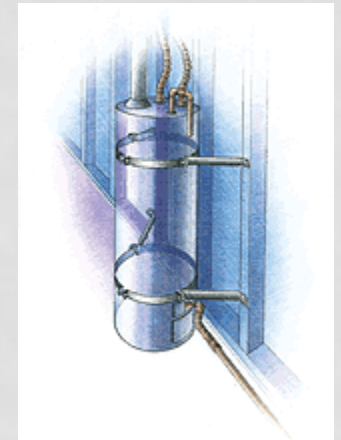
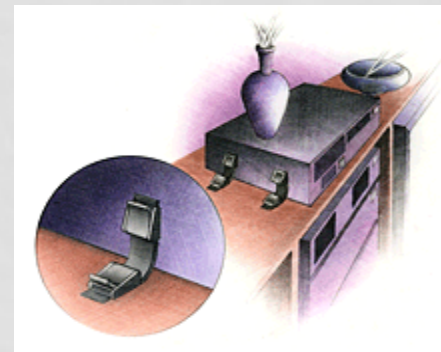

NOW THAT WE KNOW WHY

- How do we start?
 - Mitigate
 - Plan
 - Respond
 - Recover



MITIGATE

- Earthquake proof your home
- Conduct a hazard hunt
 - Kitchen
 - Bedrooms
 - Office
 - Garage



PLAN

- Establish a plan now - what will each person do before, during and after an earthquake
- Plan NOW to be safe during an earthquake
 - During – DROP ~ COVER ~ HOLD ON
 - Identify safe spots in every room, such as under sturdy desks and tables.
- Plan NOW to respond after an earthquake
 - Have supplies ready
 - Know the location of utility shutoffs and keep needed tools nearby



PLAN - CONT'D

- Plan NOW to communicate and recover after an earthquake
 - Have an out of area contact
 - Have a plan for where to meet if you cant get back home

START BY ASKING YOUR SELF SOME BASIC QUESTIONS:

- What will I need to stay warm?
- What will I need to stay cool?
- What will I need to store water and food in?
- What will I need to see in the dark?
- What will I need to eat, drink and cook with?
- What will comfort me and give me a sense of relief?
- **What do I already have in my home?**
 - More than likely, you already have a few items you can add to your disaster preparedness kit and free stuff is a bonus.

STORE DRINKING WATER



- Water in your Car !!! Today?
- Plan for 1 gallon per day per person!
 - If you live in a warm weather climate more water may be necessary.
 - Keep at least a one week supply of water per person.
- Consider additional water sources (pools, spas and/or water heater) for pets, dishwashing, laundry, etc...

FOOD AND HOUSEHOLD GOODS - LOOK IN YOUR PANTRY!

- Do you have extra canned tuna (packed with water) or cans of soup?
 - Both may help hydrate you in a pinch.
- How about peanut butter?
 - This is good for sustaining your energy.
- Do you have any protein bars?
 - These are small, inexpensive and good to eat on the run. Nuts are also good at giving you energy.
- Anything else that travels well and packs up small would be good to add.

LOW COST DISASTER FOOD SUPPLIES:



- Some examples
 - Canned goods
 - Nuts/ dried fruits



PROTECTION OF FAMILY ASSETS

Organization is inexpensive and makes a huge difference in recovery after a disaster

- Maintain hard copies of vital records, (i.e. birth certificates, driver's license, bank statements, credit card statements, etc.)
- Have cash available
 - Primarily small bills and coins



FIRST AID SUPPLIES

- Learn beginning first aid and CPR
- Literature on first aid from health clinics/fairs
- Build first aid kits for home, car, school and work
- Ask your doctor, dentist or eye doctor if they have any free samples you can add:
 - Bandages
 - a tooth brush, some paste or floss,
 - contact solution, a contact case or a glasses case.
- Extra prescriptions (preferably a 30 day supply)

\$1 - MEDICAL SUPPLIES:



ALTERNATIVE HEATING AND LIGHTING SOURCES

- Heating –
 - Extra Blankets, sleeping bags, etc.
- Lighting –
 - Flashlights with extra batteries
 - Lanterns
 - Generators
 - Light Sticks (12 hour)
 - LAST RESORT – Candles
 - **NEVER** leave candles on over night while sleeping or around children



CLOTHING & SUPPLIES FOR PROTECTION

- Comfortable clothing and/or seasonal Clothing
- Often you can find inexpensive essentials like:
 - Bins/back packs/toys for kids or clothing.
 - Heavy gloves and boots (for light search and rescue activities)
- Department or large discount stores , Membership clubs and warehouse stores are also great and they sell items in bulk
 - (tip: look for sale bins sometimes placed in the very front or back of the store).
 - (tip: go in together with others on bulk items you may need and split them up for cost savings).
- How about shopping at thrift stores, surplus warehouses or any dollar store in your area?

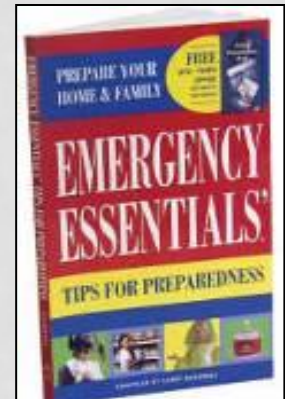

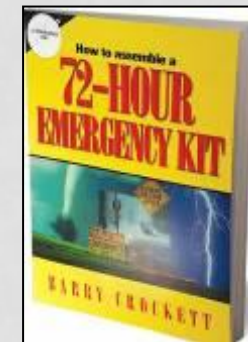
CARE FOR PETS



- Water and food bowls
 - Check at local pet stores for free sample
- Leashes and/or collars
- Medical records and picture's
- Special Medications or foods
- Learn pet first aid

COMPILE EMERGENCY PREPAREDNESS LIBRARY

- Earthquake, flooding, fire safety pamphlets
- First Aid and healthcare books
- Basic home repair manuals
- Camping Guides
- For the Kids - Check with your local fire department because they may have some cool story books, coloring books and calendars for free.
 - Not only are they fun, but they also list great disaster preparedness tips.



PROTECTING YOUR FAMILY AND PROPERTY

- Get to know your neighbors
- Organize your neighborhood through groups such as “neighborhood watch”, “CERT”, etc.
 - Riverside County has over 22 CERT programs throughout the County – MOST are **FREE**
 - Visit www.RIVCOCERT.org for schedule



RESPOND

- DROP, COVER & HOLD ON
- Check your family
- Check your home
 - Turn off utilities IF needed
- Maintain safety awareness
 - There may be after shocks, fires or other hazards



RECOVER

- If your gas was turned off
 - you will need to arrange for the gas company to turn it back on.
- If the electricity went off and then came back on,
 - check your appliances and electronic equipment for damage.
- If water lines broke,
 - look for water damage.
- Locate and/or replace critical documents that may have been misplaced, damaged, or destroyed.
- Contact your insurance agent or company right away to begin your claims process.
- Contact the Federal Emergency Management Agency (FEMA) to find out about financial assistance by visiting www.fema.gov/about/process.

Any Questions?

**Riverside County Fire Department
Office of Emergency Services
951-955-4700**